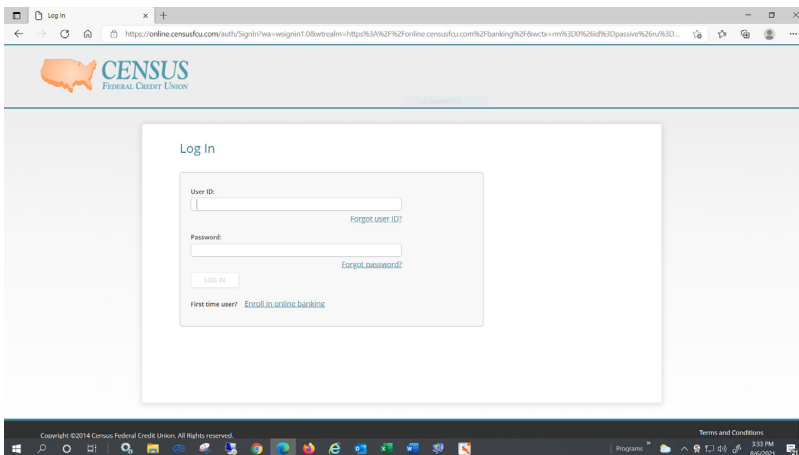
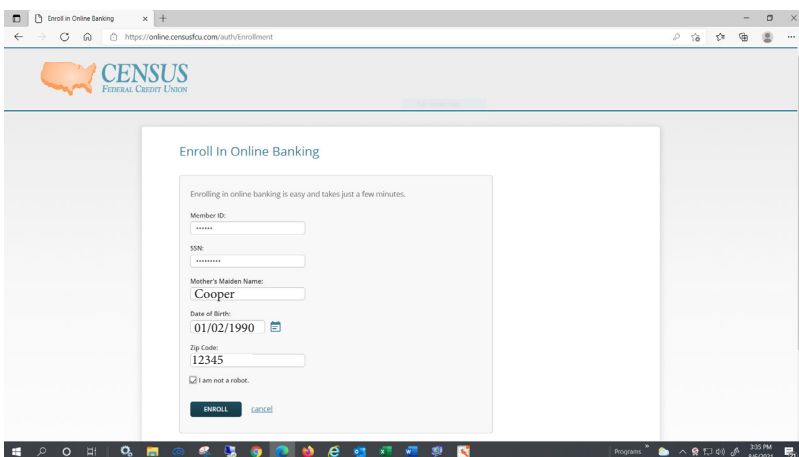


New Online/Mobile Banking Members: Please follow the below directions to enroll in the program.



The screenshot shows the 'Log In' page of the Census Federal Credit Union website. The page has a header with the logo and a navigation bar. The main content area contains a 'Log In' form with fields for 'User ID' and 'Password'. There are links for 'Forgot user ID?' and 'Forgot password?'. Below the form, there is a 'Log In' button and a link for 'First time user? Enroll in online banking'. The footer contains copyright information and a 'Terms and Conditions' link.

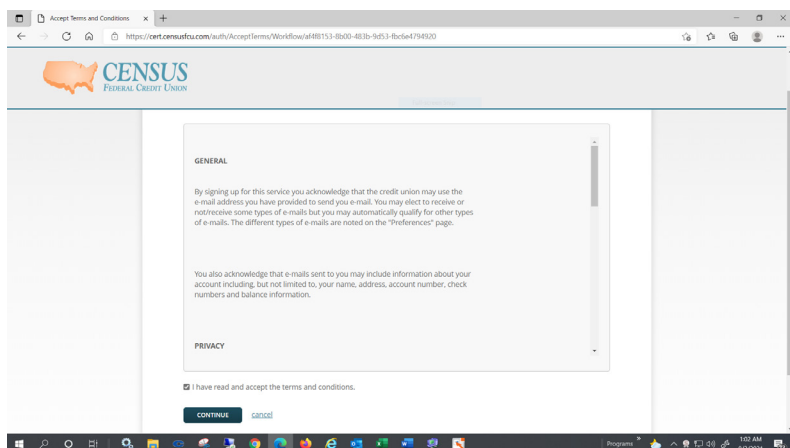
To enroll in online banking, please click on online banking from the Census Federal Credit Union website. The log in screen will appear. Please click on Enroll in Online Banking at the bottom of the gray box.



The screenshot shows the 'Enroll In Online Banking' page of the Census Federal Credit Union website. The page has a header with the logo and a navigation bar. The main content area contains an 'Enroll In Online Banking' form. The form includes fields for 'Member ID', 'SSN', 'Mother's Maiden Name' (with the value 'Cooper'), 'Date of Birth' (with the value '01/02/1990'), and 'Zip Code' (with the value '12345'). There is a checkbox for 'I am not a robot.' and an 'ENROLL' button. The footer contains copyright information and a 'Terms and Conditions' link.

To enroll in online banking, please enter your Member ID (account number), your Social Security Number, your Mother's Maiden Name, your Date of Birth and your Zip Code.

Please confirm that you are not a robot by clicking in the box, then click on the Enroll box.



The screenshot shows the 'Accept Terms and Conditions' page of the Census Federal Credit Union website. The page has a header with the logo and a navigation bar. The main content area contains a 'GENERAL' section with text about the service and a 'PRIVACY' section. There is a checkbox for 'I have read and accept the terms and conditions.' and a 'CONTINUE' button. The footer contains copyright information and a 'Terms and Conditions' link.

Review the terms and conditions for the new online banking program. When finished reading the terms and conditions, please click the box that states "I have read and accept the terms and conditions."

Please click the Continue button.

Enroll In Online Banking

Enrolling in online banking is easy and takes just a few minutes.

User ID: 123456CMC

New Password:

Confirm New Password:

Passwords match

ENROLL Cancel

The screenshot to the right is the initial screen you will see when you enter online banking. Upon arrival at this screen, please create your User ID (click on the question mark at the end of the User ID field for requirements) and Password.

Please create a password, then confirm the password. Click the Enroll box.

Log In

You have successfully enrolled. You may log in using your new User ID and Password.

User ID: 123456

Forgot user ID?

Password:

Forgot password?

LOG IN

First time user? Enroll in online banking

When you have successfully enrolled in online banking, a green box will appear on the screen and state "You have successfully enrolled. You may log in using your new User ID and Password."

Select Security Questions

Select and answer five questions that are easy for you to remember and hard for others to guess. Answers can be from 5 to 32 characters long and can use numbers, letters and special characters.

Question 1: Who is your favorite celebrity?

Answer: Celebrity1

Question 2: What was your favorite college class?

Answer: Class1

Question 3: What is your favorite outdoor activity?

Answer: Activity1

Question 4:

For your security, you will need to choose five security questions and provide answers.

When logging in from an unidentified device, you will be required to answer security questions.

The screenshot shows a web browser window with the URL <https://cert.censusfcu.com/auth/Workflow/a48153-8000-483b-9d53-fdc64794020/SetupPhone/Add>. The page title is "Set Up Phone For Identity Verification". It features the CENSUS Federal Credit Union logo at the top left. The main content area has a heading "Set Up Phone For Identity Verification" and a sub-heading "Receiving verification codes on your phone provides additional security when making large transactions or changing personal information." Below this, it states: "To start using online banking you must set up a phone for identity verification. Contact Member Services at 800-343-6788 for assistance." The form includes a "Phone:" section with three radio button options: "301-555-5555", "301-777-7777", and "301-888-8888" (which is selected). There is a "Phone Nickname:" text input field. A "Notification:" section has two radio button options: "Receive a text message" (selected) and "Receive a call". At the bottom of the form are "SAVE" and "Cancel" buttons. The Windows taskbar at the bottom shows the time as 11:11 AM on 8/22/2021.

You will need to set up your phone for identity verification.

Please add a nickname for your phone and select the option for verification, either text message or a phone call. Then click Save to move to the next step.

The screenshot shows a web browser window with the URL <https://cert.censusfcu.com/auth/Workflow/a48153-8000-483b-9d53-fdc64794020/SetupPhone/VerifyCode>. The page title is "Enter Verification Code". It features the CENSUS Federal Credit Union logo at the top left. The main content area has a heading "Enter Verification Code" and a sub-heading "Enter the verification code that was sent to xx-xxx-xxxx32 Cell Phone." Below this, there is a "Verification Code:" text input field containing the number "3584". To the right of the input field is a "send a new code" link. At the bottom of the form are "VERIFY" and "cancel" buttons. The Windows taskbar at the bottom shows the time as 11:19 AM on 8/22/2021.

When you have received a phone call or text message with your verification code, please enter the code. Click the Verify button and you will be taken to the online banking main screen where you will see your account information.